



MOBILE PLANT RANGE



Continuous Innovation

Our aim is to provide best practice engineering services and mixing plants to the MINING, CIVIL CONSTRUCTION and ENVIRONMENTAL industries.

HISTORY

Aran International commenced operations in Australia in 1977 and has continued to deliver project success across the globe. The company gained early recognition for the innovative and functional design of machines and systems for the processing and storage of quarry products, grain, and stock feed. By 1982 the company developed a range of standard products including hot mix asphalt plants, aggregate screening plants and concrete batching plants. By 1980, due to changing environments and operational demands, the focus moved to developing mobile and modular mixing plants and mixers for the mining, quarry and civil construction industries. A unique modular framework and functional design of plants enabled the company to have the widest global distribution of this machine type. The versatility of these machines enabled their use for a wide range of applications in industries and applications. Today, modern Aran plants redefine the concept of ultra compact high performance mixing plants.

DIFFERENCE

At Aran we live and breathe Innovation. In 1979, Aran was the first to develop a fully self-contained, self-erecting, mobile continuous mixing plant with workable silo and hopper capacities all on one trailer unit. In 1984 Aran pioneered the use of continuous mixers for RCC dams and demonstrated the superiority of this process on and an RCC dam in 1984. In 1987 Aran was amongst the first suppliers of construction mixing plants to develop machines based around modules strictly in conformance with cellular shipping container rules.

Today, our commitment to innovation is stronger than ever, ensuring each project receives the most intelligent, well-crafted solutions for ultimate project success.



APPROACH

A 'No Compromise' standard of engineering integrity is entrenched in our methodology. Our products and projects provide the best 'fit for purpose' solutions to our client's needs. Research and development is closely linked to field operations, ensuring technology development is driven by practical solutions with the end-user objectives in mind.

PEOPLE

The success of the business is the result of our team. Technical and support staff effectively resource projects to ensure that they are well managed and executed. The engineering team constantly challenge boundaries to test, question and discover better and more innovative solutions to the most complex of problems. In addition to a wealth of experience, the team is armed with specialised technical knowledge for developing unbeatable mixing systems for the mining, environmental and civil construction industries. Our people are passionate about providing clients the most advanced, world-class engineering solutions.

PARTNERSHIP

Partnering with clients from pre-feasibility through to final system commissioning minimises the risk of overlooking critical functions of system design and integration. Our collaborative approach results in long lasting relationships with clients. Referrals and repeat business is a result of our 'best practice' value engineered solutions.

ALLIANCES

Partnering with strategic alliances enables us to provide a complete suite of engineering services. Working with the latest technology and world class providers contributes to our highly successful project outcomes. This imparts enormous value to our clients to enable access to a breadth of services offered as an integrated package.

Head Office is located in Brisbane, Australia with international offices established in Malaysia and Canada. We have an international network of agents to support and service our products globally.

SAFETY

Systems are designed to be intrinsically safe for operators and owners. Our focus on 'smart system control' ensures Aran plants deliver increasingly high levels of operational safety.

ENVIRONMENT

Systems are designed to embrace and respect the environment. Aran engineers are constantly striving to optimise the use of materials, maximise the recycling of water and minimise the space required for plant installation and operation.

EXPERIENCE

For 40 years Aran has supplied highly developed products and completed a wide range of high profile projects for small and large clients around the globe. Some project and client examples include:

- Mining Backfill projects completed in Australia, Canada, Peru and Indonesia for companies including
- Dam projects completed in Malaysia, Venezuela and USA.
- Road pavement projects completed in Germany, USA, UK, Finland, Australia and China.



The New Generation Aran Mobile Mixing Plant is configured for the widest diversity of materials and designed to meet contemporary standards for safety, function, environmental regulations and project hygiene standards.

It incorporates innovative design, increasing operator safety, simplifying maintenance and increasing equipment reliability.




SYSTEM FEATURES

- ▶ Robust mobile trailer unit capable of being transported at highway speeds, set up on site and ready for mixing materials in a matter of hours.
- ▶ Full side access for easy service and operator accessibility and comfort
- ▶ Throughput up to 300 compacted cubic meters per hour of clean non plastic materials.
- ▶ Aran's High Intensity twin shaft FlexiClean mixer with flexible opening walls and moving belt floor.
- ▶ Hoppers and feeders are designed for free flow and accurate metering of materials.
- ▶ Integral 36 cubic meter silo and a new accurate Aran SiloFeed III metering system.
- ▶ Optional addition of a secondary auxiliary binder silo remote to the Environmix unit.
- ▶ The new generation Aran Autostable V control system which maintains a tight control over metering feeders to achieve repeatable and accurate recipe management.

APPLICATIONS

The Aran ENVIRONMIX Mobile mixing plant has been designed to be a cost effective method for high capacity mixing of a base product with a binder or mixing various singular base products like:

- ▶ Cement/Lime Stabilised Road Base
- ▶ Soil Cement
- ▶ Roller Compacted Concrete
- ▶ Remediation of toxic soils and clays with bioreagents, enzymes and stabilizers
- ▶ Stabilisation of dredged materials
- ▶ Preparation of landfills sites and their subsequent closure
- ▶ Mine waste treatment and mine backfill
- ▶ Blending soils and soil improvers for large scale re-vegetation projects





ENVIRONMIX SPECIFICATION SUMMARY

MIXING COMPONENT DETAILS	
Throughput	450 yd ³ /hr (350m ³ /hr)
Mixer Power	180 HP
Silo Size (Operational)	54T (36m ³)
Silo Level Monitoring	Microwave, Guided Wire
Silo Feeder	Silo Feed 700 Cleated Belt
Dust Filter	300 ft ² (28m ²)
Hopper Capacity	13 yd ³ (10m ³)
Hopper Width	13'1.5" (4m)
Feeder Belt	4' (1.2m)
Discharge Belt	39" (1m)
Water Storage	1200 gal (5,000 L)
Weighing Option	On Non-liquid Materials
Power Source	External - Requires 293KV _a

TRAILER DETAILS	
Suspension	Load Sharing Tri-axle Leaf Springs
Width	Spring Applied/Air Release Maxi Brakes
Width	9'10" (3m)
Travel Height	13'1.5" (4m)
Overall Travel Length	53'2" (16.2m)
Chassis Travel Length	57'9" (17.6m)
Gross Weight	79,600 lbs (36,100kg)
Rear Axle Weight	52,200 lbs (23,680kg)
Pin Weight	27,400 lbs
Overall Operating Height	46'4" (14.12m)

*Certified/compliant for Australian roads. Prime Mover not included. Aran International reserve the right to change designs, materials, specifications and price without notice. Copyright © Aran International Pty Ltd.





TRACK PLANT FEATURES

Main Chassis - Main chassis members are constructed from welded beams. These members are engineered to withstand the stresses exerted upon them by both road transport and operation of the plant. The chassis supports all the individual items of the plant and has integral onboard hydraulic stabilising systems for ease of setup on site.

Belt Feeder - The belt feeder is 1200mm (3'11") wide 4-ply belt. The feeder is positioned beneath the hopper and grizzly. Power is provided to the feeder via a hydraulic motor and gearbox arrangement. The feeder is fitted with head and return scrapers. The feeder belt is variable speed using a flow controller.

Feed Hopper - With 10m³ (13yd³) capacity and hydraulic tipping grizzly, this hopper is ideal for achieving maximum production with this plant. The top section of the grizzly is operated via a remote control. Material is loaded from the side of the hopper.

Track Frame - is manufactured from heavy-duty frame steel with 4.1m (13'5") longitudinal centres along with 500mm (1'8") wide tracks as standard with an overall track width of 3m (9'10").

Mixer Feed Conveyor - A 1200mm (3'11") wide 3-ply conveyor transfers material from the feeder up to the 565 mixer. The conveyor is fitted standard with guide rollers.

Forward Product Conveyor - Tail conveyor consists of a 1200mm (3'11") wide 3-ply conveyor belt mounted under the screen to stockpile the product, which passes through the mixer. This conveyor is direct driven by a large capacity hydraulic motor. The tail conveyor folds and retracts for transport by hydraulic means.

Diesel Powerpack - The engine is a CAT C6.6 (optional C9) diesel engine. The power unit is completely enclosed, and lockable. The engine is equipped with the latest electronics and emission technology. Engine diagnostics and readouts are displayed on the Plant Control Screen. This power pack is designed for the tracking of the machine as well as the setup functions of the machine.

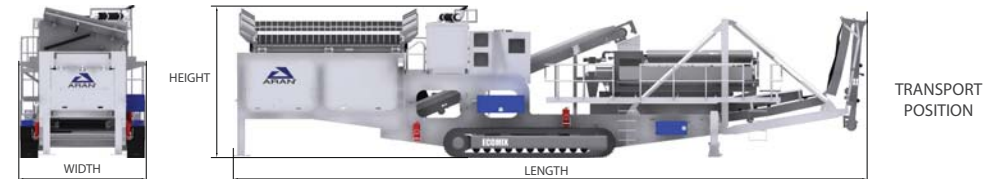
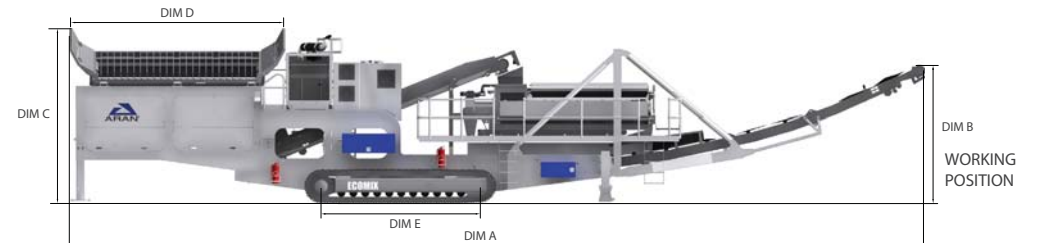
Mixer Box - Throughput; 180m³ (235yd³) to 500m³ (654yd³) compacted cubic metres per hour. Hoppers and feeders designed for free flow with minimal bridging. Layout for direct feed from wheel loader or stockpile reclaim and conveyors.

Weighing on all non liquid metering feeders. Accurate proportioning of all ingredients before entering the mixer. Aran SiloFeed III metering system with confirmatory weighing for cement and pozzolan.

High Intensity twin shaft FlexiClean "through" mixer. Easy Clean features with flexible opening walls and moving belt floor. Excellent access for cleaning and maintenance. Built in pressure washer.

Superior quality components and design for optimum availability. Fully automatic controls with instant response recipe change. Moisture meters on fines feeds and auto correction of added water. Premium control and electrical components for remote environments. When all of the costs are counted, an Aran machine is way in front of traditional alternatives.

TRACK PLANT DIMENSIONS



ECOMIX 565	WORKING DIMENSIONS					TRANSPORT DIMENSIONS			
	DIM A	DIM B	DIM C	DIM D	DIM E	WIDTH	HEIGHT	LENGTH	WEIGHT
METRIC	22200	3600	4570	5570	4100	3700	4370	18075	30T
IMPERIAL	72' 10"	11' 10"	15'	18' 3"	13' 5"	12' 2"	14' 4"	59' 4"	66,139lbs

*- WEIGHT VARIABLE WITH OPTIONS



ARAN AUSTRALIA PTY LTD

Unit 4, 10 Chapman Pl, Eagle Farm, QLD 4009 Australia

Phone: +61 7 3206 3200

ARAN INTERNATIONAL LTD

2200 Yonge Street, Suite 603, Toronto, Ontario, M4S 2C6, Canada

Phone: +1 480 409 1090

Email: sales@aranaus.com

Web: www.aran.co



Specification change as product development progresses, information presented herein is indicative only. Always contact Aran for updated information. The designs, copyright, drawings and patents for these machines and copyright to this descriptive material remain the property of Aran 1 Pty Ltd.